

**TODAY'S MARKET REVIEW**

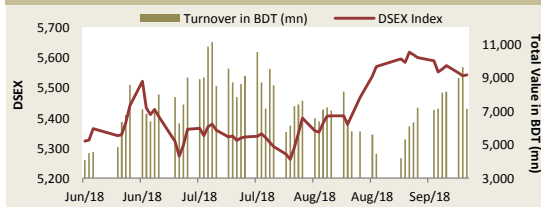
The benchmark index of the premier bourse ended in flat amid choppy trading. Though the market opened with optimism and some of the investors tried to break the last two days' sluggishness, it finally closed in flat as shaky investors liquidated their holdings. The active presence of bargain hunters on financial institution, bank and telecom sectors' stocks helped the bourse to back in green, while shaky investors booked profit on textile, fuel & power and engineering sectors stock. Total turnover has decreased by 26.0% over the last session as some of the investors adopted 'wait and see' stance ahead of dividend declaration. Top ten traded stocks captured around 38.1% of the day's total turnover, KPCL seized 8.5% of the day's total turnover. The top gainer and top loser lists were mostly dominated by the "Z" category stocks and small cap stocks respectively. At the day's end, DSEX added 3.8 points while DS30 and DSES lost 2.6 points and 0.6 points respectively to their previous day's level.

The major sectors displayed mixed performance today. Among the major sectors based on market capitalization – financial institution (0.6%), bank (0.6%), and telecom (0.6%) sectors edged higher while textile (-0.9%), fuel & power (-0.7%) and engineering (-0.6%) sectors witnessed correction in the day's session. The investors' activity was mostly focused on engineering (23.7%), fuel & power (16.2%) and textile (13.2%) sectors while KPCL (8.1%), ACTIVEFINE (6.1%), and BBSCABLES (5.2%) led the scrip wise turnover board today.

The port city bourse, CSE decreased by 1.79 points in its broad based index – CASPI.

**TODAY'S MARKET SUMMARY**

	Today	Yesterday	Change	%
DSEX	5,544	5,540	3.8	0.1%
DS30	1,938	1,941	(2.6)	-0.1%
DSES	1,272	1,272	(0.6)	0.0%
Market Cap (BDT bn)	3,953	3,952	1.6	0.0%
Turnover (BDT mn)	7,141	9,654	(2,512.7)	-26.0%
Volume (mn)	165	224	(59.6)	-26.6%
No of Issues Advanced	131	106		
No of Issues Declined	152	177		
Issues Unchanged	52	46		
Market Trailing P/E	16.1	16.1		
Market Forward P/E	15.7	15.7		

**3-MONTHS MARKET MOVEMENT**

**UPCOMING DIVIDENDS/ RIGHTS OFFERINGS**

Ticker	Record Date	Date of AGM	Declaration
APEXTANRY	12-Sep-18	8-Oct-18	40% C
DSSL	13-Sep-18	12-Nov-18	5% C & 20% B
SANDHANINS	13-Sep-18	30-Sep-18	20% B
RUPALILIFE	26-Sep-18	17-Oct-18	8% C & 4% B
KDSALTD	18-Sep-18	25-Oct-18	10% C & 5% B
PENINSULA	30-Oct-18	1-Oct-18	5% C
EBL1STMF	13-Sep-18	-	2% C & 8% RIU
RELIANCE1	12-Sep-17	-	11% C
1JANATAMF	13-Sep-17	-	2% & 6% RIU

**ONGOING/ UPCOMING IPOs**

Name	Subs. Open	Subs. Close	Offer Price (BDT)
Kattali Textile	28-Aug-18	13-Sep-18	10.0

**TODAY'S WORLD STOCK INDICES**

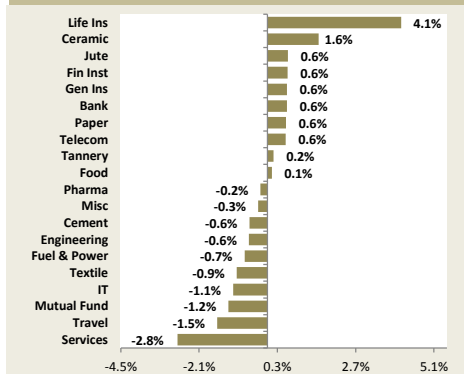
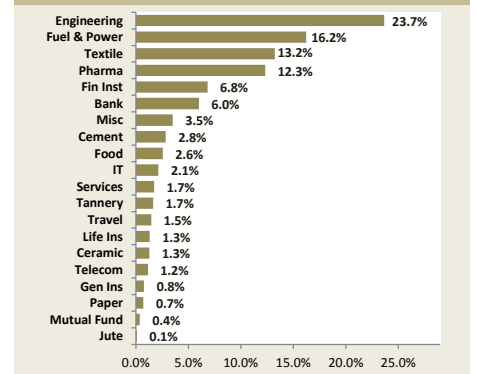
	Value	Change	% Change
DJIA (USA)	25,857.07	-59.47	-0.23%
FTSE 100 (UK)	7,255.90	-23.40	-0.32%
SENSEX (India)	37,864.71	-57.46	-0.15%
STI (Singapore)	3,108.92	-12.00	-0.38%
Nikkei 225 (Japan)	22,664.69	291.60	1.30%

Website: [www.ilsbd.com](http://www.ilsbd.com)

E-mail: [securities@ilsbd.com](mailto:securities@ilsbd.com)

**TODAY'S SECTOR MOVEMENT**

Sector	Return	Turnover	% Turnover	% of M.Cap	Trailing P/E	Forward P/E	Price/BV
Bank	0.6%	484.2	5.0%	17.5%	9.0	10.0	0.9
Cement	-0.6%	258.4	2.7%	3.4%	34.7	37.6	3.3
Ceramic	1.6%	71.5	0.7%	0.9%	27.2	31.1	2.1
Engineering	-0.6%	2,163.8	22.4%	6.2%	23.0	19.4	2.0
Financial Institutions	0.6%	536.3	5.6%	6.1%	14.1	18.2	1.8
Food & Allied	0.1%	264.0	2.7%	7.6%	26.0	18.3	6.6
Fuel & Power	-0.7%	1,546.9	16.0%	13.9%	16.3	15.7	1.8
General Insurance	0.6%	69.5	0.7%	1.1%	11.2	10.2	0.8
IT	-1.1%	208.0	2.2%	0.5%	28.1	20.7	2.4
Jute	0.6%	10.0	0.1%	0.0%	105.9	330.6	2.2
Life Insurance	4.1%	108.5	1.1%	1.6%	-	-	-
Miscellaneous	-0.3%	293.3	3.0%	3.1%	19.2	20.9	1.1
Mutual Fund	-0.2%	37.3	0.4%	1.1%	7.4	8.6	18.1
Paper & Printing	0.6%	76.1	0.8%	0.7%	-	56.3	2.7
Pharma. & Chemicals	-0.2%	1,223.5	12.7%	14.6%	19.6	17.8	2.6
Services & Real Estate	-2.8%	336.4	3.5%	0.6%	16.9	17.3	1.3
Tannery	0.2%	218.2	2.3%	0.8%	19.3	16.8	2.7
Telecommunication	0.6%	123.2	1.3%	15.6%	19.1	15.4	11.2
Textile	-0.9%	1,492.3	15.5%	3.9%	20.9	18.8	1.1
Travel & Leisure	-1.5%	132.3	1.4%	0.7%	38.1	30.0	0.7

**Sector Return**

**Turnover Distribution**

**TOP GAINERS**

Ticker	Price (BDT)	Change**	Forward P/E*
NATLIFEINS	188.1	10.0%	n/a
ICBSONAL1	7.9	9.7%	10.5
MEGCONMILK	18.2	9.6%	n/a
SHURWID	22.9	9.6%	1717.5
MEGHNAPET	15.1	9.4%	n/a
IMAMBUTTON	20.7	8.9%	n/a
SONARGAON	14.2	8.4%	n/a
TAKAFULINS	24.9	8.3%	21.5
DULAMIACOT	19.2	6.7%	n/a
PADMALIFE	25.8	6.6%	n/a

**TOP LOSERS**

Ticker	Price (BDT)	Change**	Forward P/E*
VFSTDL	28.1	-9.4%	19.0
PRIMETEX	30.9	-5.5%	31.7
DSSL	34.4	-5.5%	15.3
PENINSULA	29.1	-4.9%	46.4
EBL1STMF	9.1	-4.2%	8.8
MEGHNACEM	105.3	-4.0%	62.2
OIMEX	49.7	-3.9%	30.1
SIMTEX	43.9	-3.7%	21.4
SONARBAINS	16.0	-3.6%	9.3
SAIHAMTEX	35.0	-3.6%	31.6

**TOP TURNOVER° (BDT mn)**

Ticker	Price (BDT)	Turnover	% Turnover
KPCL	107.7	608.3	8.5%
ACTIVEFINE	44.1	511.6	7.2%
BBSCABLES	128.7	429.2	6.0%
IFADAUTOS	125.1	212.4	3.0%
CONFIDCEM	227.4	176.7	2.5%
NHFIL	72.2	176.4	2.5%
BSRMLTD	106.0	171.5	2.4%
SHASHADNIM	68.8	155.8	2.2%
UPGDCL	307.6	142.8	2.0%
RSRMSTEEL	62.0	134.6	1.9%

**TOP MKT CAP (BDT mn)**

Ticker	Price (BDT)	M. Cap	% M.Cap
GP	380.8	514,194	15.1%
SQURPHARMA	270.7	199,612	5.9%
BATBC	3,300.0	198,000	5.8%
UPGDCL	307.6	147,367	4.3%
ICB	138.4	91,960	2.7%
RENATA	1,219.5	85,403	2.5%
BRACBANK	72.8	79,875	2.3%
LHBL	53.0	61,553	1.8%
BERGERPBL	1,207.3	55,992	1.6%
SUMITPOWER	42.6	45,492	1.3%

Source: DSE, <http://www.dsebd.org>; <http://www.bloomberg.com>; ILSL Research Team

\* Based on current outstanding no. of shares; \*\*No. of shares adjusted on record date; °Turnover includes block trade

**Disclaimer:** This document has been prepared by International Leasing Securities Limited (ILSL) for information only of its clients on the basis of the publicly available information in the market and own research. This document has been prepared for information purpose only and does not solicit any action based on the material contained herein and should not be construed as an offer or solicitation to buy or sell or subscribe to any security. Neither ILSL nor any of its directors, shareholders, member of the management or employee represents or warrants expressly or impliedly that the information or data of the sources used in the documents are genuine, accurate, complete, authentic and correct. However all reasonable care has been taken to ensure the accuracy of the contents of this document. ILSL will not take any responsibility for any decisions made by investors based on the information herein.